

Form 19424
(240)
Printed in U. S. A.

LIST OF PARTS



MACHINE No. 114-40

THE SINGER MANUFACTURING COMPANY

From the library of: Diamond Needle Corp

INSTRUCTIONS FOR OILING

To insure easy running and prevent unnecessary wear of the parts which are in movable contact, the machine requires oiling, and when in continuous use it must be oiled at least once each day with Singer "Oil for High Speed Sewing Machines (Cloth and Leather)" for general use, or "Stainless Oil for High Speed Sewing Machines" where a stainless oil is desired.

To reach the oiling points under the machine bed, remove the two front screws in the machine base; turn the machine back on its hinges and pull out the cover on the underside of the machine bed.

Copyright, U. S. A., 1936 and 1940
by The Singer Manufacturing Co.
All Rights Reserved for all Countries

INDEX

	Page
Attachments and Accessories.....	16
Eye and Finger Guard.....	17
Foot Lifter Parts.....	18
Machine No. 114-40.....	5
Numerical List of Parts.....	21
Starting Lever.....	18
Table Belt Guide.....	19
Thread Unwinder.....	19

From the library of: Diamond Needle Corp

INSTRUCTIONS FOR ORDERING

In ordering from this list, use **ONLY** the part NUMBER in the FIRST column.

The number stamped on a Sewing Machine Part is in every case the number of the single part only.

Every combination of parts sent out as such has its specific number, which, although not stamped on the parts, must be used when ordering the combination.

Each number always indicates the **SAME PART** in whatever list it appears, or for whatever machine.

The letters after some of the numbers indicate the style of finish only, as follows:

- A-Hardened, Polished, Nickel Plated and Buffed
- A.A-Buffed and Chromium Plated
- A.B-Hardened, Polished, Buffed and Chromium Plated
- A.C-Brown Baking Enamel Finish
- A.D-Gray Baking Enamel Finish
- A.E-Hardened, Bright Rumbled and Nickel Plated
- A.F-Hardened, Bright Rumbled, Nickel Plated, Bright Rumbled and Chromium Plated
- B-Polished, Nickel Plated and Buffed
- C-Hardened Only
- C.R-Hardened and Merlized
- D-Polished Only
- E-Soft, Not Polished
- F-Hardened and Polished
- F.J-Hardened, Polished and Nickel Plated
- G-Bright Rumbled and Nickel Plated
- H-Blued
- J-Nickel Plated Only
- K-Hardened and Nickel Plated
- L-Brass Plated
- M-Oxidized
- N-Japanned, Dull
- P-Japanned, Bright
- P.P-Wrinkle Finish
- R-Merlized
- S-Cadmium Plated
- T-Copper Plated
- T.A-Hardened, Polished, Copper and Nickel Plated and Buffed
- T.B-Copper and Nickel Plated and Polished
- T.J-Copper and Nickel Plated Only
- T.K-Hardened, Copper and Nickel Plated
- T.L-Copper and Brass Plated
- T.M-Copper Plated and Oxidized
- U-Zinc Plated
- V-Silver Plated
- W-Polished and Nickel Plated
- X-Black Oxide, for Iron and Steel
- X.C-Hardened and Black Oxide, for Iron or Steel
- Y-Black Nickel Plated Only
- Z-Chromium Plated
- Z.A-Hardened, Polished, Nickel Plated, Buffed and Chromium Plated
- Z.B-Polished, Nickel Plated, Buffed and Chromium Plated
- Z.C-Hardened and Chromium Plated
- Z.D-Polished and Chromium Plated
- Z.G-Bright Rumbled, Nickel Plated, Bright Rumbled and Chromium Plated
- Z.J-Nickel and Chromium Plated
- Z.T-Copper and Chromium Plated

These letters **MUST BE USED** when they appear in the list; and **AFTER** the number as in the list.

In this series:


- 1 to 1500, 50001 to 51500 and 140001 to 142000 are Screw Numbers
- 1501 to 1800 and 51501 to 51800 are Nut Numbers
- 1801 to 2000 and 51801 to 52000 are Roller Numbers
- 2001 to 50000 and 52001 to 140000 and 142001 to 190000 are Sewing Machine Parts, 190001 and upward are numbers of Electrical Parts.

The figures in the second column refer only to the plates, illustrating the parts, and are **NOT TO BE USED** in ordering.

Parts marked with an asterisk (*) are furnished only when repairs are made at factory.

LIST OF PARTS COMPLETE

FOR



MACHINE No. 114-40

For Tacking Stockings, Cloth and Woolen Gloves, Mittens and Similar Articles in Pairs. Makes 7 cross stitches and leaves long end to unravel when detaching. Speed 1500 R. P. M.

No.	Plate	Name
*124845	-----	Arm
*62295	-----	" 124845 with 4449, 15404, 124793 and two each 164E and 15405.....
16532	23161	Arm Dowel Pin.....
4448	23161	" Oil Tube, for intermediate bearing..
56015	23161	" " " " oiling 59705 and 59706
880E	23161	" Screw.....
59702	23161	" Shaft (horizontal).....
17703	23161	" " " " Bushing (back)...
50333C	23161	" " " " " Ad-justing Screw.....
1520J	23161	Arm Shaft (horizontal) Bushing (back) Adjusting Screw Nut.....
*4449	-----	Arm Shaft (horizontal) Bushing (front)..
59703	23161	" " " " Gear with two 1036C

From the line of Diamond Needle Co.

No.	Plate	Name
1036C	23161	Arm Shaft (horizontal) Gear Set Screw...
59704	23161	" " (upright).....
59705	23161	" " " Bushing (lower).....
446C	23161	" " " " " Set Screw.....
59706	23161	Arm Shaft (upright) Bushing (upper).....
446C	23161	" " " " " Set Screw.....
59707	23161	Arm Shaft (upright) Gear (lower) with two 1253C.....
1253C	23161	Arm Shaft (upright) Gear (lower) Set Screw.....
59708	23161	Arm Shaft (upright) Gear (upper) with two 1253C.....
1253C	23161	Arm Shaft (upright) Gear (upper) Set Screw.....
124674	23161	Arm Side Cover.....
190J	23161	" " " Screw.....
18498	23161	Belt Cover.....
59795	23161	" " Bracket with 184E and 59796..
184E	23161	" " " Screw Stud.....
59796	23161	" " " Stud.....
217J	23161	" " " Screw.....
39222	23153	" Shifter.....
63976	23153	" " Clamp.....
1255D	23153	" " " Screw.....
124712	9596	Brake.....
124713	-----	" 124712 with four 56493.....
124714	9596	" Adjusting Plate.....
124715	9596	" " " Handle.....
124716	-----	" " " " 124715 with 124717.....
50435J	9596	Brake Adjusting Plate Handle Hinge Screw
124717	9596	" " " " Shaft.....
124718	9596	" " " " " Crank with 1253C.....
1253C	9596	Brake Adjusting Plate Handle Shaft Crank Set Screw.....
51224W	9596	Brake Adjusting Plate Thumb Screw.....
124719	9596	" " " " " Bushing
124720	9596	" Arm.....
1403D	9596	" " Hinge Screw.....
1249C2	23153	" " Releasing Lever.....
124901	-----	" " " " 124902 with 124903 and two 792C.....
124903	23153	Brake Arm Releasing Lever Bracket.....
792C	23153	" " " " " Screw.
176J	23153	" " " " " Screw.....
50446D	9596	" Hinge Screw.....
56493	9596	" Pad (leather).....

No.	Plate	Name
124846	9596	Brake Spring.....
124646	23162	Clamp with 1220E and 17928.....
136567	23162	" Arm with 17714, 124780 and 136576.
17710	23162	" " Hinge Plate.....
1176J	23162	" " " " Screw.....
124780	23162	" " Hook.....
59710	23164	" Lifter.....
59807	-----	" " 59710 with 330J and 39453..
190J	23164	" " Screw.....
124711	23166	" Locking Device Latch with two 1057J.....
1057J	23166	Clamp Locking Device Latch Clamping Screw.....
124678	23166	Clamp Locking Device Latch Shaft.....
124679	23166	" " " " " Crank..
124680	23166	" " " " " Connection.....
1282C	23166	Clamp Locking Device Latch Shaft Crank Connection Hinge Screw (lower).....
1282C	23166	Clamp Locking Device Latch Shaft Crank Connection Hinge Screw (upper).....
124823	23166	Clamp Locking Device Latch Shaft Crank Pin.....
136570	23162	Clamp Loop Finger with 136576.....
136571	23162	" " " Extension.....
203J	23162	" " " " Screw.....
136572	23162	" " " Hinge Plate.....
1209J	23162	" " " " " Screw.....
76D	23162	" " " " Screw.....
136573	23165	" " " Lever with 1919.....
136579	-----	" " " " 136573 with 206K and 136574.....
50029E	23165	Clamp Loop Finger Lever Hinge Screw.....
1683C	23165	" " " " " Nut.
1919	23165	" " " " Roller and Stud.
136574	23165	" " " " Wearing Plate...
206K	23165	" " " " " " Screw
136575	23162	" " " Spring.....
136576	23162	" " " " Hook.....
17928	23162	" Position Stud.....
17712	23162	" Pressure Spring.....
17713	23162	" " " Bracket.....
1177D	23162	" " " " Screw.....
17714	23162	" " " Guide Block.....
1176J	23162	" " " Screw.....
20437	23162	" " " " Washer.....
1220E	23162	" Screw Stud.....
1656J	23162	" Thumb Nut.....
136577	-----	Clamp complete with Loop Finger, Nos. 76D, 1656J, 124646, 136567, 136570 to 136572, 136575 and two each 203J and 1209J.....

No.	Plate	Name
124886	23163	Cloth Plate.....
62102	23163	" " Guide Block (left).....
742F	23163	" " " " " Screw....
1547J	23163	" " " " " Nut
124887	23163	" " " " (right).....
3021	23163	" " " " " Rivet...
742F	23163	" " " " " Screw...
*124888	-----	" " Position Stud.....
124889	-----	" " " " Bracket.....
124890	23163	" " " " " 124889 with 124888.....
62104	23163	Cloth Plate Stop.....
26770	23163	" " " Rivet.....
124891	23163	Cloth Plate complete, Nos. 1547J, 3021, 26770, 62102, 62104, 124886, 124887, 124890 and two 742F.....
*124741	-----	Cylinder with 124719.....
124870	23163	" Bottom Cover with 124871 and two 124872.....
124871	23163	Cylinder Bottom Cover Stop.....
124872	23163	" " " " Rivet.....
124742	23163	" End Cover.....
124873	23163	" " " 124742 with 1034J, 62111, 62113, 62185, 124744, 124870 and four 1477J.....
62185	23163	Cylinder End Cover Bracket.....
62111	23163	" " " " Hinge Pin....
1477J	23163	" " " " Screw.....
124744	23163	" " " Hinge.....
1477J	23163	" " " " Screw.....
62113	23163	" " " Spring.....
1034J	23163	" " " " Screw.....
124745	23161	" Oil Well Cover.....
236J	23161	" " " " Screw.....
59711	23164	Face Plate.....
59712	23164	Face Plate complete, Nos. 208J, 9544, 9545, 59711 and two each 229J, 2107 and 9543.....
164J	23164	Face Plate Screw.....
2107	23164	" " Thread Guard.....
229J	23164	" " " " Screw.....
9543	23164	" " " Nipper Disc.....
9544	23164	" " " " Cover....
208J	23164	" " " " " Screw
9545	23164	" " " " " Spring....
124648	23163	Feed Cam with two 1192C, six each 190J, 17874, 124652 and twelve 335J.....
18415	23161	Feed Cam Driving Worm with 1441C and 1442C.....
1442C	23161	Feed Cam Driving Worm Position Screw....

No.	Plate	Name
1441C	23161	Feed Cam Driving Worm Set Screw.....
17797	23163	" " " " Wheel with 453C...
18384	23163	" " " " " Pin.....
453C	23163	" " " " " Set Screw...
18384	23163	" " Pin.....
1192C	23163	" " Set Screw.....
62155	23163	" " Shaft.....
*62264	-----	" " " 62155 with 1653C and 17797.....
1653C	23163	Feed Cam Shaft Nut.....
124649	23162	" Plate.....
16445	23162	" " Carrier Bar.....
62123	-----	" " " " 16445 with 934J, 1094F, 1195E, 8505, 17743, 18368, 62118, 62119, two 55300 and four 17806....
124650	23162	Feed Plate Carrier Bar Guide.....
190J	23162	" " " " " Screw.....
59730	23162	" " " " " Pivot Block.....
50306D	23162	" " " " " " Screw
18368	23162	" " " " " Plate.....
934J	23162	" " " " " Screw.....
62118	23162	" " " " " Position Plate with 17741.....
62119	23162	Feed Plate Carrier Bar Position Plate Cover.....
1094F	23162	Feed Plate Carrier Bar Position Plate Screw.....
55300	23162	Feed Plate Carrier Bar Position Plate Steady Pin.....
17741	23162	Feed Plate Carrier Bar Position Plate Stud.....
1654C	23162	Feed Plate Nut.....
17806	23162	" " Position Stud.....
8505	23162	" " " " Rivet.....
1195E	23162	" " Screw Stud.....
17742	23165	" Regulator with 1953.....
136568	23165	" " Bracket with two 160J....
136569	-----	" " " 136568 with 1683C, 17742, 17745, 50029E and 136579....
160J	23165	Feed Regulator Bracket Cap Screw.....
8589	23165	" " " Dowel Pin.....
1177E	23165	" " " Screw.....
17744	23162	" " Hinge Stud.....
17743	23162	" " Post.....
1953	23165	" " Roller and Screw Stud with 1655C and 14017.....
1655C	23165	Feed Regulator Roller and Screw Stud Nut
14017	23165	" " " " " " " " " " " " " " " " " "
		Washer.....
1190C	23162	Feed Regulator Stop Screw.....

From the library of Carbone Cycle Co.

No.	Plate	Name
17745	23162	Feed Regulator Swivel.....
1191D	23162	" " Thumb Screw.....
124876	23165	Knife.....
62124	23161	" Bar with 62130 and two 3021.....
124933	9596	" " Check.....
124934	9596	" " " Plunger.....
124935	9596	" " " " Case.....
1186D	9596	" " " " " Screw.....
1722D	9596	" " " " Lock Nut.....
1722D	9596	" " " " Nut.....
124938	9596	" " " " Spring.....
51120J	9596	" " " Regulating Screw.....
51591J	9596	" " " " " Lock Nut
50152D	9596	" " " Screw.....
124936	-----	Knife Bar Check complete, Nos. 51120J, 51591J, 124933 to 124935, 124938 and two 1722D.....
62126	9596	Knife Bar Connection with 17917.....
17915	9596	" " " Slide Block.....
17917	-----	" " " " " 17915 with 17916.....
17916	9596	Knife Bar Connection Slide Block Stud...
59734	9596	" " Driving Lever with 223F and 59735.....
*59805	-----	Knife Bar Driving Lever 59734 with 1382F
1382F	9596	" " " " Hinge Screw.....
1681C	9596	" " " " " " Nut.
59735	9596	" " " " Lock Stud.....
223F	9596	" " " " " " Screw.
124787	23165	" " Guide.....
1235F	23165	" " " Screw.....
62128	23165	" Holder with 59739.....
62129	23165	" " Cap with 59739.....
50018F	23165	" " " Screw.....
1547J	23165	" " " Nut.....
59739	23165	" " " Stud.....
62130	23161	" " Connection.....
3021	23161	" " " Rivet.....
59739	23165	" " Stud.....
236F	23165	" Screw.....
124849	23165	Loop Guard.....
208D	23165	" " Screw.....
124899	23161	Looper with 34418.....
124761	23161	" Driving Shaft.....
124762	23161	" " " Bushing.....
52045	23161	" " " " Packing (cotton).....
1143C	23161	Looper Driving Shaft Bushing Set Screw..
59707	23161	" " " Gear with two 1253C
59747	23161	" " " " Cover.....

No.	Plate	Name
190J	23161	Looper Driving Shaft Gear Cover Screw...
1253C	23161	" " " " Set Screw.....
124885	23161	" Collar with 50274C.....
50274C	23161	" Set Screw.....
124763	23161	" Shaft.....
124764	23161	" " Bushing.....
50189C	23161	" " " Set Screw.....
124765	23161	" " Coupling with four 50150C..
50150C	23161	" " " Set Screw.....
34418	23161	" Washer.....
62299	23164	Needle Bar with 1072F.....
39203	-----	" " Connecting Link.....
136588	23164	" " " " 39203 with 377C, 1518J and 65135.....
377C	23164	Needle Bar Connecting Link Hinge Screw..
1518J	23164	" " " " " " Nut
65135	23164	" " " Stud with 391E....
391E	23164	" " " " Set Screw....
59757	23161	" " Crank Wheel with 448C and 1293C.....
1293C	23161	Needle Bar Crank Wheel Position Screw...
448C	23161	" " " " Set Screw.....
124794	23164	" " Thread Retainer.....
124795	-----	Needle Bar Thread Retainer complete, Nos. 1449H, 124794, 124796 and 124821....
124796	23164	Needle Bar Thread Retainer Bracket with 853C and two 42639.....
853C	23164	Needle Bar Thread Retainer Bracket Set Screw.....
42639	23164	Needle Bar Thread Retainer Position Pin.
1449H	23164	" " " " Screw.....
124821	23164	" " " " Spring.....
124766	23161	" Guard.....
124601	23161	" " Cam with two 465C.....
465C	23161	" " " Set Screw.....
2273	23161	" " Pin.....
124767	23161	" " Shaft.....
124792	-----	" " " 124767 with 2273 and 124766.....
59761	23161	Needle Guard Shaft Collar with two 465C.
465C	23161	" " " " Set Screw.....
124602	23161	" " " Crank with 124974 and two 1253C.....
51857	23161	Needle Guard Shaft Crank Roller.....
124698	23161	" " " " " Bushing.
124699	23161	" " " " " " "
		Stud.....
124974	-----	Needle Guard Shaft Crank Roller complete, Nos. 51857, 124698 and 124699.....
1253C	23161	Needle Guard Shaft Crank Set Screw.....

No.	Plate	Name
59765	23161	Needle Guard Shaft Spring.....
59766	23161	" " " " Collar with 624C
624C	23161	" " " " " Set Screw
233J	23161	" " " " Screw.....
124768	23161	" " Spreader.....
233J	23161	" " " " Screw.....
1072F	23164	" Set Screw.....
2058	23164	Presser Bar.....
124769	23166	" " Collar and Thread Pull-off Bracket with two 196C.....
196C	23166	Presser Bar Collar Set Screw.....
17842	23164	" " Guide Bracket with 453C.....
453C	23164	" " " " Set Screw.....
124790	23166	" " Lifting Lever.....
124793	23166	" " " " Bracket.....
164E	23166	" " " " " Screw.
1201D	23166	" " " " Hinge Screw...
17845	23166	" " " " Rod.....
17846	23166	" " " " " Chain.....
32675	23164	" " Spring.....
68712	23161	Pulley (loose) 2 3/4 in. diam. with 200584D.....
68713	-----	Pulley (loose) 68712 with 68714.....
68714	23161	" " Ball Bearing.....
68715	23161	" " Bushing.....
51387R	23161	" " Cap Screw.....
200584D	23161	" " Oil Plug Screw.....
68716	23161	" (tight) 2 7/8 in. diam.....
68720	-----	" " 68716 with 1206C and 17854.....
2022	23161	Pulley (tight) Pin.....
68717	-----	Pulleys (ball bearing) complete, Nos. 51387R, 68713, 68715 and 68720.....
17853	23153	Starting Lever.....
1262C	23153	" " Hinge Screw.....
1662C	23153	" " " " Nut.....
17854	23161	Stop Cam.....
17855	23153	" " Interlocking Rod.....
124784	23153	" " " " Case.....
124770	-----	" " " " " 124784 with 124774, 124901 and two 176J.....
124904	-----	Stop Cam Interlocking Rod Case 124770 with 63976 and two 1255D.....
124771	-----	Stop Cam Interlocking Rod Case 124904 with 1318D, 17855, 17863, 17864, 39222 and 68739.....
124772	23153	Stop Cam Interlocking Rod Case Bracket..
124773	-----	Stop Cam Interlocking Rod Case Bracket complete, Nos. 1182E, 1196C, 1204E, 1254C, 1262C, 1508J, 1662C, 17853, 17859, 17861, 17862, 17872, 17873, 124771, 124772 and two 898D.....

No.	Plate	Name
21828	23153	Stop Cam Interlocking Rod Case Bracket Dowel Pin.....
50372D	23153	Stop Cam Interlocking Rod Case Bracket Screw.....
1204E	23153	Stop Cam Interlocking Rod Case Hinge Screw.....
17859	23153	Stop Cam Interlocking Rod Case Socket Joint.....
898D	23153	Stop Cam Interlocking Rod Case Socket Joint Cap Screw.....
11622	9596	Stop Cam Interlocking Rod Case Spring...
19694	9596	" " " " " " Hook
1695C	9596	" " " " " " "
		Lock Nut.....
17861	23153	Stop Cam Interlocking Rod Case Stop Stud
1254C	23153	" " " " " " "
		Screw Bushing.....
1508J	23153	Stop Cam Interlocking Rod Case Stop Stud Screw Bushing Lock Nut.....
17862	23153	Stop Cam Interlocking Rod Case Stop Stud Spring.....
124774	23153	Stop Cam Interlocking Rod Case Wearing Block.....
17863	23153	Stop Cam Interlocking Rod Spring.....
17864	23153	" " " " Stop.....
1318D	23153	" " " " " Screw....
68739	23153	" " " " " Wash- er.....
3012	23161	Stop Cam Pin.....
1206C	23161	" " Screw.....
2102	23166	Tension Disc.....
1560C	23166	" Regulating Thumb Nut.....
50148C	23166	" Screw Stud.....
124687	-----	" " " 50148C with 1560C....
42336	23166	" Spring.....
13915	23166	" " Bushing.....
124775	23166	" Thread Guide.....
50370J	23166	" " " Set Screw.....
124609	23164	Thread Controller Sleeve.....
124607	23164	" " Spring.....
124608	23164	" " " Collar with 1477F
1477F	23164	" " " " Set Screw.
124610	23164	" " Stud with 56549 and 124631.....
*124631	-----	Thread Controller Stud Collar.....
56549	-----	" " " " Pin.....
457C	23164	" " " " Set Screw.....
124611	-----	Thread Controller complete, Nos. 124607 to 124610.....
124612	-----	Thread Nipper (lower) Blade.....
*124613	-----	" " " " Carrier with 124619.....

 From the Library of: [Digitallibrary.org](http://www.digitallibrary.org)

No.	Plate	Name
124614	23166	Thread Nipper (lower) Blade Carrier 124613 with 124612 and two 6037.....
665J	23166	Thread Nipper (lower) Blade Carrier Cap Screw.....
124615	23165	Thread Nipper (lower) Blade Carrier Hinge Stud.....
6037	23166	Thread Nipper (lower) Blade Rivet.....
124652	23163	" " " Cam.....
335J	23163	" " " " Screw.....
124653	23166	" " " Connection.....
124618	23166	" " " " Extension
99K	23166	" " " " "
		Hinge Screw.....
206J	23166	Thread Nipper (lower) Connection Extension Screw.....
124619	23166	Thread Nipper (lower) Connection Hinge Stud.....
124620	23166	Thread Nipper (lower) Driving Arm.....
8554	23166	" " " " " Pin...
124621	23166	" " " Lever with 237K...
8554	23166	" " " " Pin.....
237K	23166	" " " " Set Screw...
124623	23166	" " " " Shaft.....
124957	23166	" " " " Bracket
51188J	23166	" " " " " "
		Screw.....
17738	23166	Thread Nipper (lower) Lever Shaft Bracket Screw Washer.....
1743D	23166	Thread Nipper (upper) Adjusting Thumb Nut.....
59773	23166	Thread Nipper (upper) Body.....
447C	23166	" " " " Set Screw....
59774	23161	" " " Cam with two 50150C
50150C	23161	" " " " Set Screw.....
2921	23166	" " " Disc.....
12162	23166	" " " " Guide Pin....
62169	23166	" " " " Spring.....
59775	23166	" " " Eyelet.....
1527D	23166	" " " Lock Nut.....
59776	23166	" " " Stud with 13538....
13538	23166	" " " " Position Pin..
13539	23166	" " " " Roller.....
13540	23166	" " " " Pin....
2026	23166	" " " " Spring.....
59777	-----	Thread Nipper (upper) Stud complete, Nos. 13539, 13540 and 59776.....
59778	23166	Thread Nipper (upper) complete, Nos. 1527D, 1743D, 2026, 59773, 59775, 59777, 62169 and two 2921.....
124776	23166	Thread Pull-off.....

No.	Plate	Name
202J	23166	Thread Pull-off Screw.....
7071	23166	" " " Washer.....
124625	23164	" Take-up Body with 62172.....
42808	23164	" " Roller.....
62171	23164	" " " Cap.....
337J	23164	" " " " Screw.....
62172	23164	" " " Pin.....
124626	-----	Thread Take-up complete, Nos. 337J, 42808, 62171 and 124625.....
691F	23164	Thread Take-up Screw.....
39452	23164	" Wiper Body.....
39453	23164	" " " Finger.....
330J	23164	" " " " Screw.....
1207D	23164	" " " Hinge Screw.....
124777	23164	" " " Support.....
136556	-----	" " " " 124777 with 1207D, 1302D, 39452, 39455 and 39456
641C	23164	Thread Wiper Body Support Set Screw....
39455	23164	" " " Wire.....
39456	23164	" " " " Clamp.....
1302D	23164	" " " " " Screw.....
124789	23165	Throat Plate with 124615.....
124877	-----	" " 124789 with 1547J, 50018F, 62128, 62129, 124778, 124876 and two each 206D and 236F.....
124778	23165	Throat Plate Needle Guard.....
206D	23165	" " " " Screw.....
691F	23165	" " Screw.....
17872	23153	Trip Lever.....
1196C	23153	" " Hinge Screw.....
17873	23153	" " Spring.....
1182E	23153	" " " Screw.....
17874	23163	Tripping Point.....
190J	23163	" " Screw.....
*15404	-----	Trade Mark.....
15405	-----	" " Rivet.....

ATTACHMENTS AND ACCESSORIES

No.	Plate	Name
124958	23157	Cylinder Base Plate with two 453C.....
18420	23157	" " " Hinge Connection....
18423	23157	" " " " " Hinge Pin.....
453C	23157	Cylinder Base Plate Hinge Connection Hinge Pin Set Screw.....
134E	23157	Cylinder Base Plate Screw.....
124959	23157	Cylinder Base Plate (hinged) complete, Nos. 124958, two each 18420, 18423, three wood screws 1 1/4 in. No. 12 and four 134E.....
124975	-----	Cylinder Base Plate 124959 with 124966..
124960	23157	Machine Supporting Bracket (lower).....
178J	23157	" " " " Screw
124961	23157	" " " (upper).....
1396J	23157	" " " " Screw
124962	23157	" " Link (lower).....
124963	23157	" " " (upper).....
124964	23157	" " " Hinge Rivet.....
124965	23157	" " " Lock Plate.....
190333	23157	" " " " " Lock Stud.....
124964	23157	Machine Supporting Link Lock Plate Rivet
124966	23157	Machine Support complete, Nos. 178J, 1396J, 124960 to 124963, 124965, 190333 and four 124964.....
120346	23157	Oiler (copper plated) with 120347.....
120347	23157	" Spout, 8 1/2 in. long.....
11831	23157	Screw Driver (machine).....
26026	23157	" " (shuttle tension).....
4822	23157	Wrench for 1547.....
10875	23157	" " 1518, 1520 and 1662.....
17905	23157	" " 1176, 1178, 1654 and 1655....
25200	23157	" " 1527.....
27662	23157	" " 1254 and 1508.....

EYE AND FINGER GUARD

No.	Plate	Name
121603	23158	Eye and Finger Guard (glass).....
121604	23158	Carrying Arm.....
1004K	23158	" " Hinge Screw (back).....
1698J	23158	" " " " " Nut.....
50222K	23158	" " " " (front).....
1735J	23158	" " " " " Nut.....
121605	23158	" " Spring.....
50435K	23158	Depressing Screw.....
121606	23158	" " Holder.....
140061J	23158	" " " Screw.....
121607	23158	Frame.....
121608	-----	" 121607 with 121603.....
50165J	23158	" Screw.....
121609	23158	Guiding Rod.....
50435K	23158	" " Hinge Screw.....
121611	23158	Holder.....
121612	23158	Supporting Bracket.....
191J	23158	" " Screw.....
121613	-----	Eye and Finger Guard complete, Nos. 1004K, 1698J, 1735J, 50222K, 50435K, 121604, 121605, 121608, 121609, 121611, 121612 and two 50165J.....
136586	23158	Face Plate.....
2107	23158	" " Thread Guard.....
229J	23158	" " " " Screw.....
9543	23158	" " " Nipper Disc.....
9544	23158	" " " " " Cover....
208J	23158	" " " " " " Screw
9545	23158	" " " " " " Spring....
136587	-----	Face Plate complete, Nos. 208J, 9544, 9545, 136586 and two each 229J, 2107 and 9543.....
121627	23158	Eye and Finger Guard with Face Plate complete, Nos. 50435K, 121606, 121613, 136587, 140061J and two 191J.....

FOOT LIFTER PARTS

No.	Plate	Name
17876	23159	Treadle with 443C.....
17877	23159	" Pitman Rod (lower).....
17878	23159	" " " (upper).....
17879	23159	" " " Clamp with two 161F..
161E	23159	" " " " Screw.....
17880	-----	Treadle Pitman complete, Nos. 17877 to 17879.....
17881	23159	Treadle Shaft.....
443C	23159	" " Set Screw.....
17882	23159	" Spring.....
17883	23159	" Stand.....
17884	23159	Treadle complete, Nos. 17876, 17881 to 17883 and two wood screws 1 in.No.10
17885	-----	Treadle and Pitman complete, Nos. 17880 and 17884.....

STARTING LEVER

No.	Plate	Name
13351	23159	Chain, 46 in. to 55 in. long, with 56864 and 56865.....
Note: When ordering 13351, give length required.		
56864	23159	Chain Hook (large).....
56865	23159	" " (small).....
17876	23159	Treadle with 443C.....
17881	23159	" Shaft.....
443C	23159	" " Set Screw.....
17882	23159	" Spring.....
17883	23159	" Stand.....
17884	23159	Treadle complete, Nos. 17876, 17881 to 17883 and two wood screws 1 in.No.10

TABLE BELT GUIDE

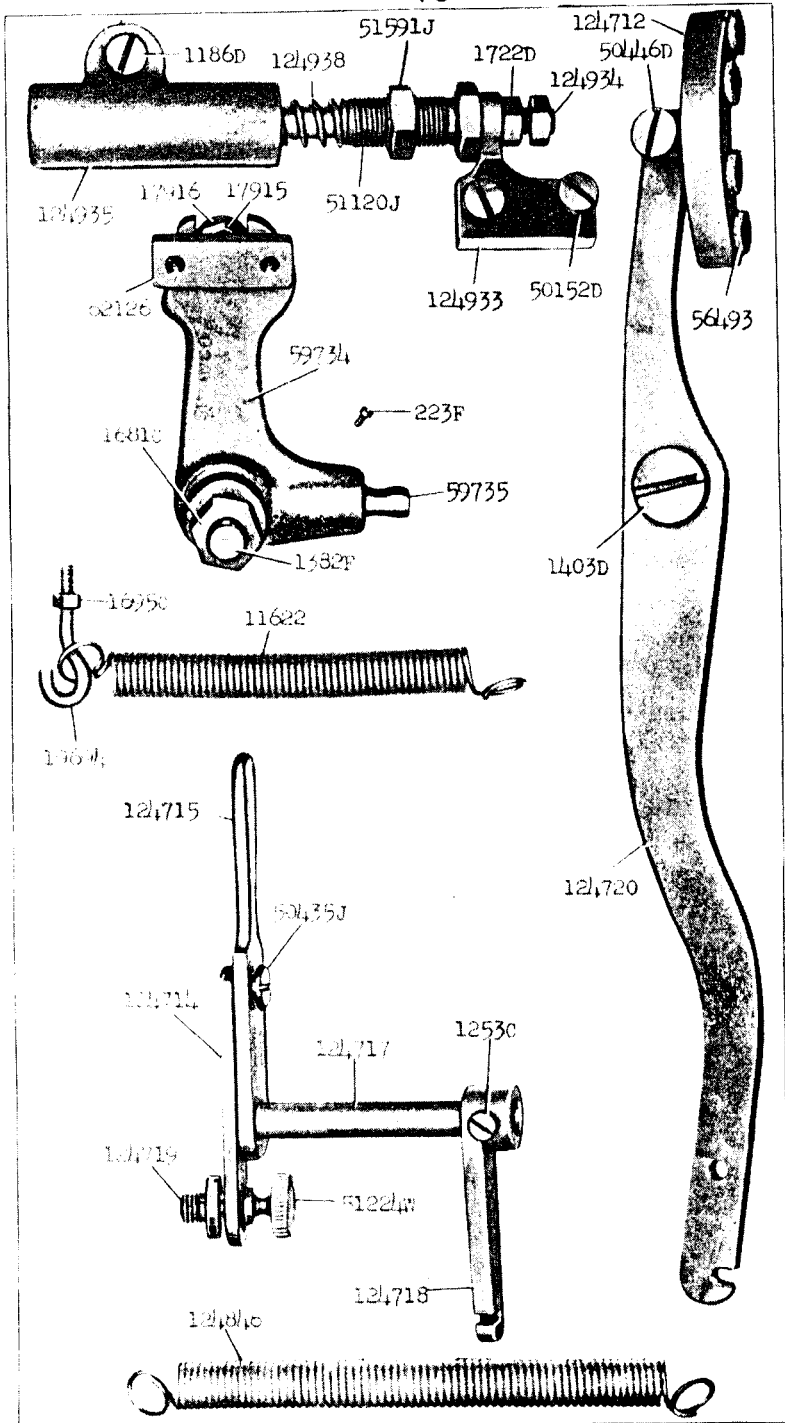
No.	Plate	Name
39218	23159	Belt Guide with two 168E.....
168E	23159	" " Set Screw.....
17892	23159	Bracket with two 153E.....
17893	23159	Pulley.....
39219	23159	" Shaft (long) with 17896 and 63973
63973	23159	" " " Wick (braided cotton)
39220	23159	" " (short) with 17896 and 63974
63974	23159	" " " Wick (braided cotton)
17896	23159	" " Plug.....
153E	23159	" " Set Screw.....
39221	23159	Table Belt Guide complete, Nos. 17892, 39219,39220,two each 17893,39218 and three wood screws 1 1/4 in. No. 12..

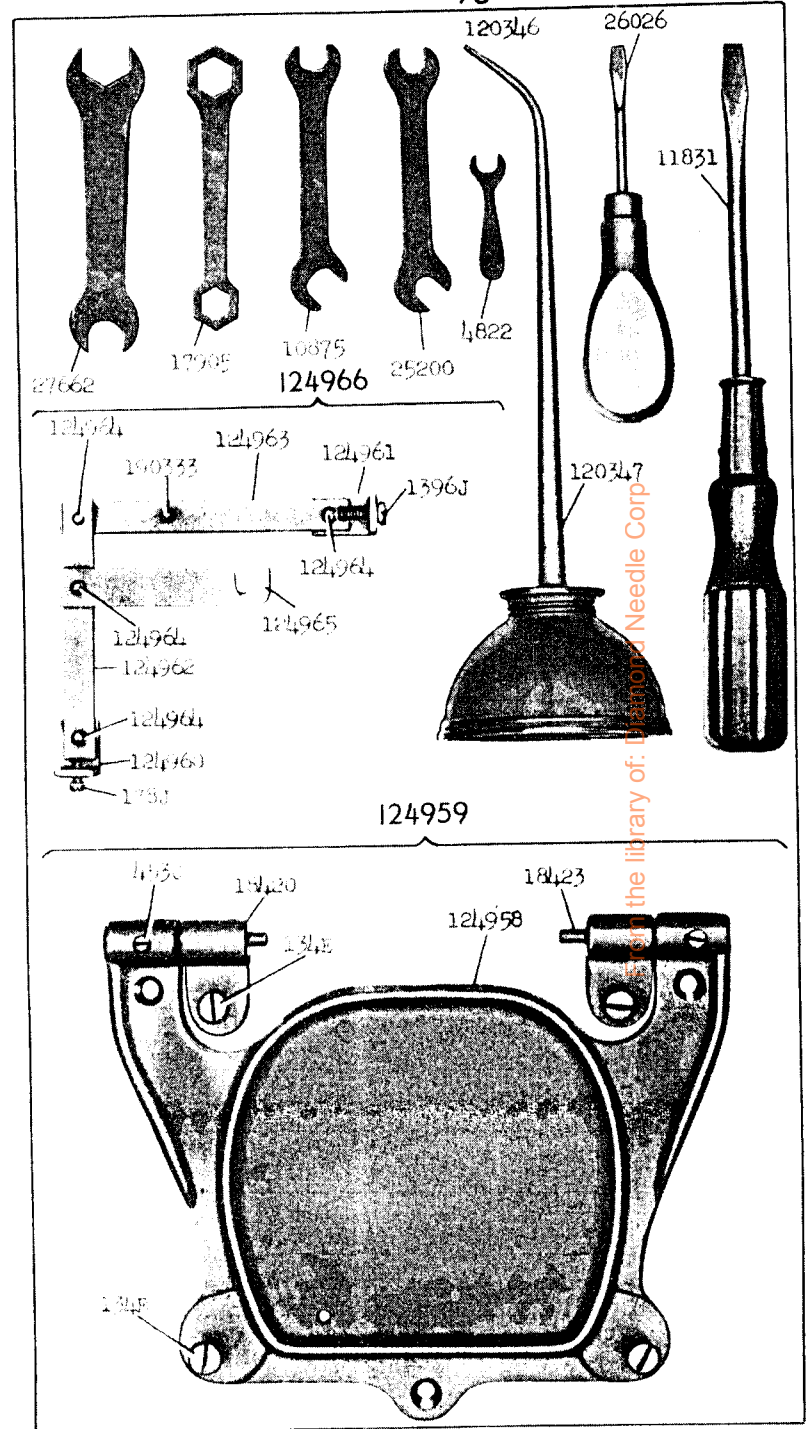
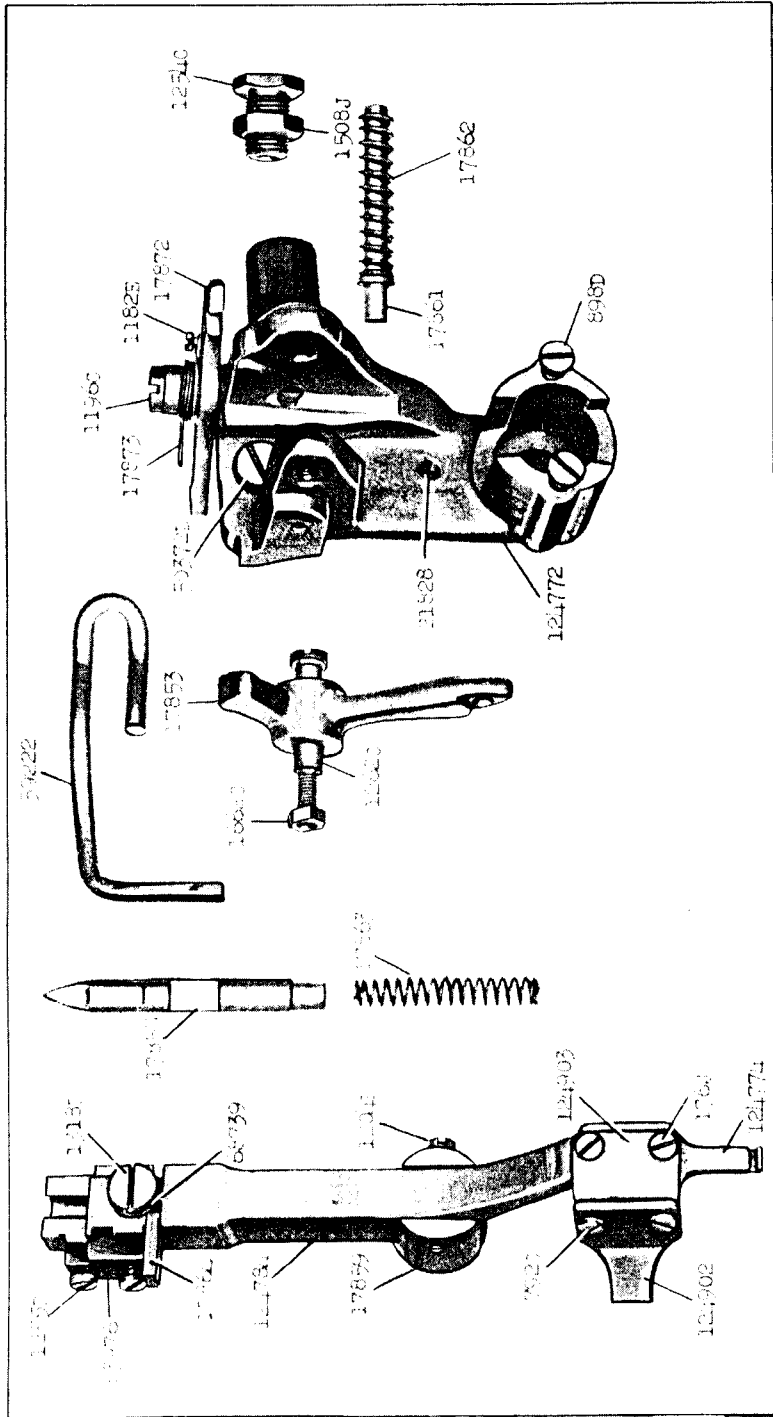
THREAD UNWINDER

FOR ONE LARGE SPOOL OR ONE LARGE CONE OF THREAD

No.	Plate	Name
225259	23160	Spool Rest with 201018C.....
150203	23160	" " Cushion (felt).....
225388	23160	" " Rod.....
200383C	23160	" " " Set Screw.....
201018C	23160	" " Set Screw.....
202490	23160	" Stand with 200383C.....
225391	23160	Thread Guide.....
60771	23160	" Guide.....
60772	-----	" " 60771 with 41635.....
41635	23160	" " Bracket with 175E.....
175E	23160	" " " Set Screw.....
201696J	23160	" " Lock Nut.....
225326	23160	" " Position Cup.....
225324	23160	" " Rod with 208E and 225322...
208E	23160	" " " Screw.....
225322	23160	" " " Washer.....
225260	-----	Thread Unwinder complete, Nos. 150203, 201696J,202490,225259,225324,225326, 225388, 225391 and three wood screws 7/8 in. No. 12.....
27739	23160	Thread Cone (wood) for large cones.....
225390	23160	" " Holder, for inverted cones..
Note: Nos. 27739 and 225390 are used with, but not included in 225260.		
60773	23160	Thread Unwinder with Thread Guide com- plete, Nos. 60772 and 225260.....

9596 - 2/3





View the library of: Diamond Needle Corp

